



Alphastage 160

 =  4-6 hours



Introduction

Alphastage 160 is a big and highly flexible mobile stage. There are several extension possibilities for festivals that needs bigger production areas and other add-ons. Optimized assembly time, easy-to-fit, hooking limited heavy loads, significant clearance, high load capacity inside the roof and on the wings.

Stage floor

Width x Depth	13.20m x 11.20m
Surface	147 ²
Floor height	≈ 1.5m – 1.95m
Resistance	500kg/m ²

Roof

Width x Depth	13.60m x 11.50m
Capacity	10.5 tons equally spread
Clearance	8.0m
Sound wing	2 x 1.5 tons

Setup

Stage technician	2 persons
Stage hands	4 persons
Estimated setup	4-6 hours

Trailer

Length	13.60m
Width	2.55m
Height	4.00m
Weight	34t
Electrical	CEE


Add-ons and optional items

- Risers
- Barriers
- Backdrop
- Load-in dock
- Cable defenders
- Production areas

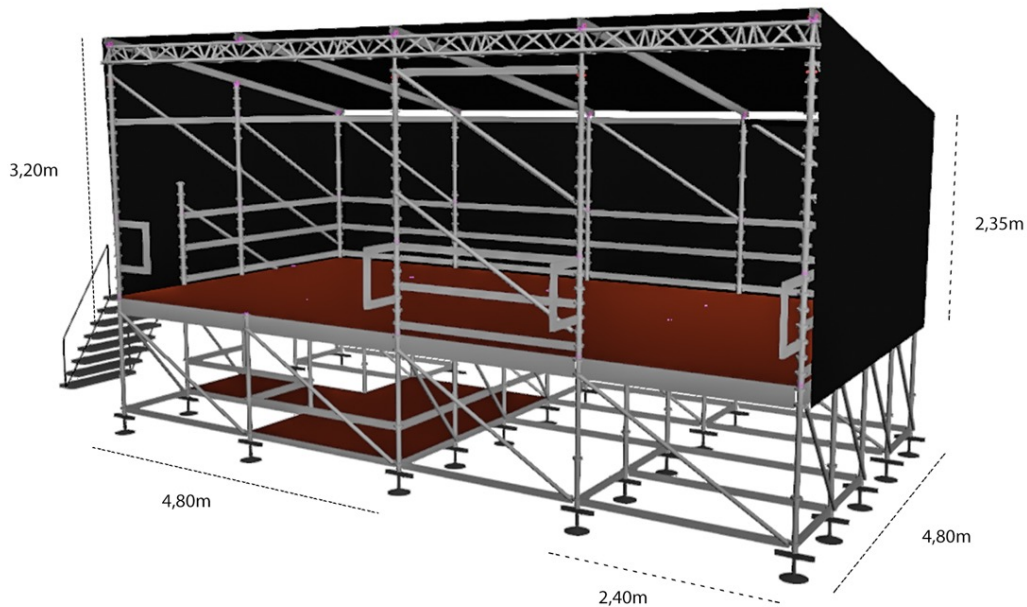


** The stage is delivered by default without the production areas.*

Technical



Production areas



Introduction

The add-on production areas works as a great asset for larger productions that needs more load capacity, dedicated monitor mix or anything within your imagination. By adding the production areas (46m² per side) to the Alphastage you will get a baffling total of almost 240m² surface area!

Specifications - per production area

Width x Depth	9.60m x 4.80m
Surface	46m ²
Clearance (front/back)	3.20m / 2.35m
Resistance	500kg/m ²

Setup

Estimated setup + 2-4 hours in addition to main stage

Associated items

Stairs, stage skirts, load-in dock

Dimmer beach underneath production areas

Cable defenders works as a bridge between the production areas and the main stage